











# Stage 0 PROMPT sheet

## 0/1 Recognise numerals 1 to 5










	<b>1</b>	
	<b>2</b>	
	<b>3</b>	
	<b>4</b>	
	<b>5</b>	

## 0/2 Counting objects

Say and touch the number as you count



## 0/3 Counting up to 10











	<b>6</b>	
	<b>7</b>	
	<b>8</b>	
	<b>9</b>	
	<b>10</b>	


## 0/4 Count from a large group

Say the number as you count each object

To select 6 from this group of children



3		9	
1		7	
2		6	
5		10	
4		8	



1 2 3







More boys

Fewer girls

0/9 Total number in two groups

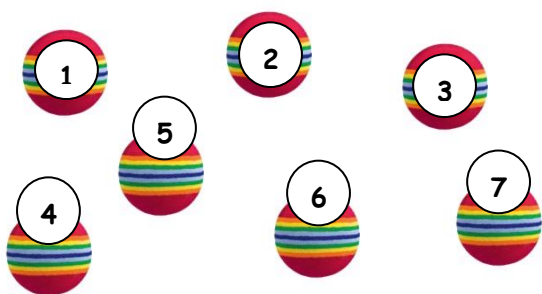
$$\begin{array}{c}
 \text{Dice 1} \\
 \uparrow
 \end{array}
 +
 \begin{array}{c}
 \text{Dice 2} \\
 \uparrow
 \end{array}
 = 8
 \begin{array}{c}
 \uparrow \\
 \text{altogether}
 \end{array}$$

0/10 & 11 One more and one less

4	5	6
		
		
4 is 1 less than 5	5	6 is 1 more than 5

0/6 Count a number of objects

Say and count to find how many balls here



0/7 Estimate and check by counting

I estimate there are 6 apples here.

Check by counting!



0/8 More and

1 2 3 4 5 6

fewer

0/12 Positional language



1 2 3 4 5 6 7

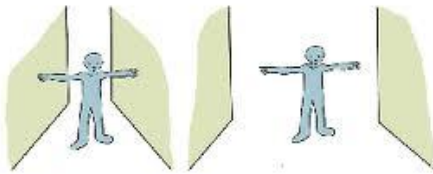

first

second

third

### 0/13 Shapes of everyday objects

- Tall and short / narrow and wide



- Round shapes



- Triangle shapes



### 0/14 Names of 2D shapes (flat shapes)

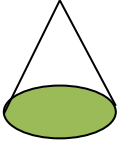

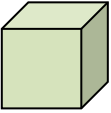



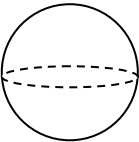

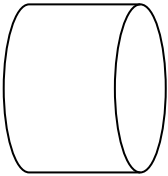

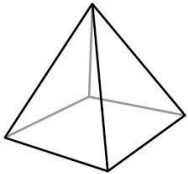

Name of shape	Example in everyday
---------------	---------------------







	life
<u>Triangle</u> 	
<u>Circle</u> 	
<u>Square</u> 	
<u>Rectangle</u> 	

### 0/14 Names of 3D shapes (solid shapes)

Name of shape	Example in everyday life
---------------	--------------------------



<u>Cone</u>		
<u>Cube</u>		
<u>Cuboid</u>		
<u>Sphere</u>		
<u>Cylinder</u>		
<u>Pyramid</u>		

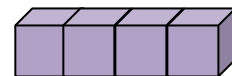
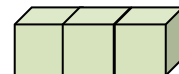
		
		

The rabbit is between the cat and dog.  
The horse is left of the guinea pig.  
The fish is below the dog.  
The cat is above the horse.  
The rabbit is to the right of the cat.

### 0/16 Order length

- Find the shortest - put it at the beginning
- Find the longest - put it at the end

Shortest



Longest



### 0/17 Order weight

- Find the lightest - put it at the beginning
- Find the heaviest - put it at the end

Lightest



Heaviest



### 0/15 Relative position

0/17  
capacity (continued)

Order

- Find the smallest capacity - put it at the beginning
- Find the largest capacity - put it at the end


Smallest capacity



Largest capacity

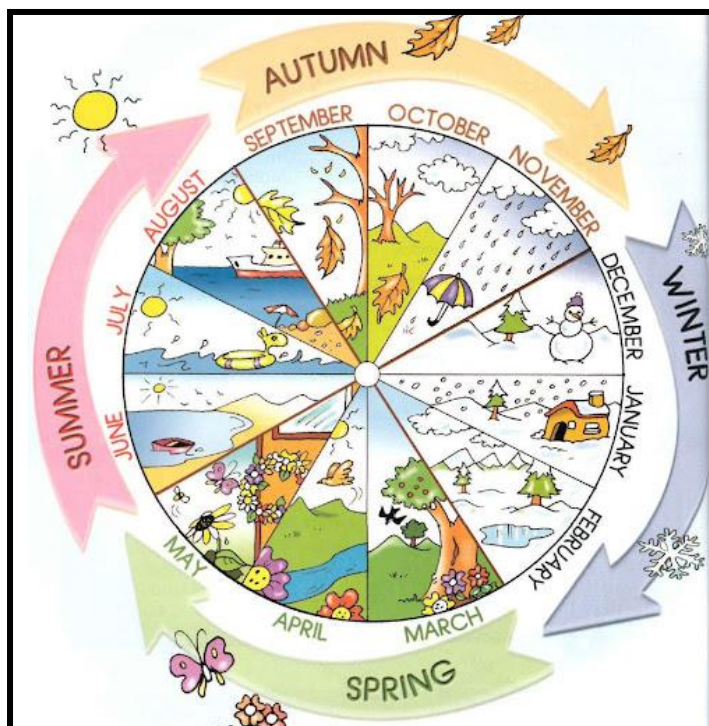


- Parts of a day



## 0/18 Everyday language related to time

- The months and seasons



- The days of the week

## 0/19 Everyday language related to money

## Our coins

1p



2p



5p



10p



20p



50p




£1



£2

## 0/20 Sequence familiar events



A - Get out of bed

C - Clean teeth

D - Go to school

B - Go to bed